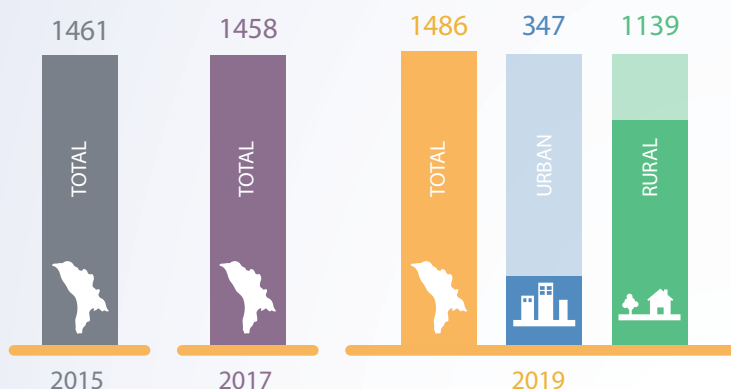




Educația




Instituții de educație timpurie



NUMĂRUL DE COPII ÎN INSTITUȚII DE EDUCAȚIE TIMPURIE



RATA BRUTĂ DE CUPRINDERE ÎN ÎNVĂȚĂMÂNTUL PREȘCOLAR, ÎN 2019

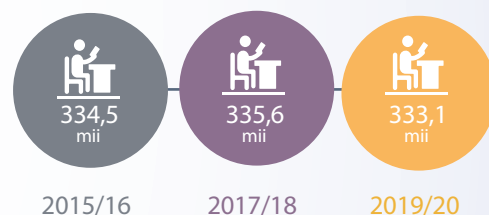


Instituții de învățământ primar și secundar general

NUMĂRUL DE INSTITUȚII



NUMĂRUL DE ELEVI



COPII CU CERINȚE EDUCAȚIONALE SPECIALE (CES)

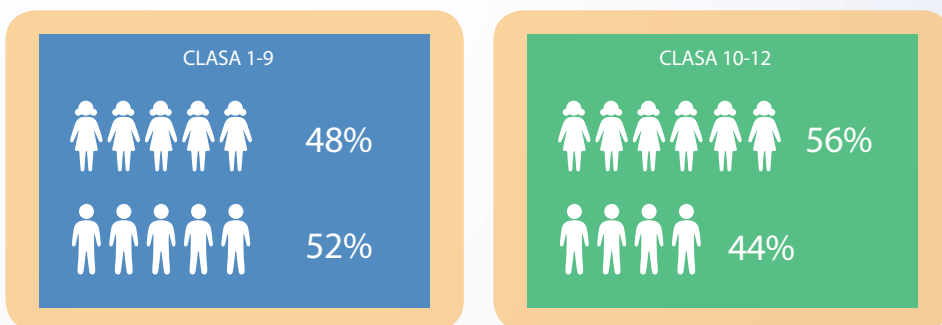
În 2019/20 au fost înregistrați 9,8 mii copii cu cerințe educaționale speciale



94% din copiii cu CES învață în școli obișnuite/generale


6% din copiii cu CES învață în școli speciale

RAPORTUL FETE-BĂIEȚI ÎN 2019/20




RATA BRUTĂ DE CUPRINDERE, ÎN 2019/20

ÎNVĂȚĂMÂNTUL PRIMAR




ÎNVĂȚĂMÂNTUL GIMNAZIAL



CONTINUARE STUDII, ÎN 2019/20

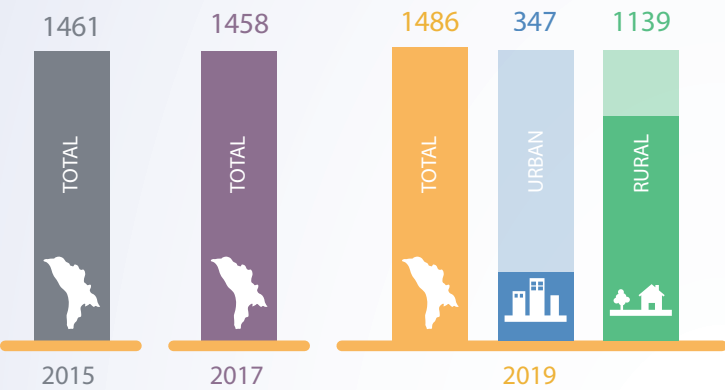
După absolvirea învățământului gimnazial





Education

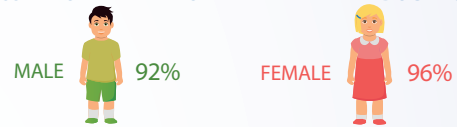
Early education institutions



THE NUMBER OF CHILDREN IN EARLY EDUCATION INSTITUTIONS

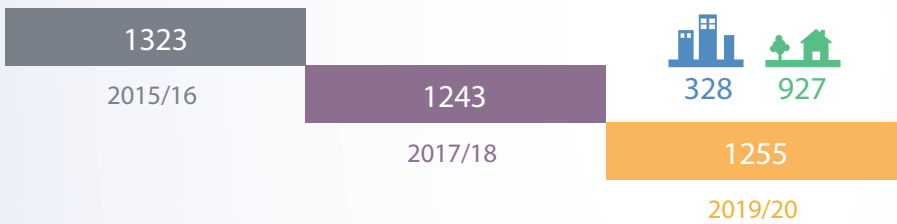


THE GROSS ENROLMENT RATION IN PRE-PRIMARY EDUCATION, IN 2019

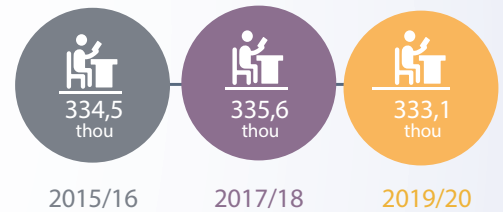


Primary and general education institutions

THE NUMBER OF INSTITUTIONS



THE NUMBER OF STUDENTS



CHILDREN WITH SPECIAL EDUCATIONAL NEEDS

In 2019/20

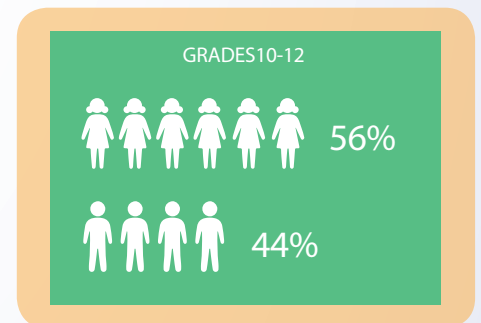
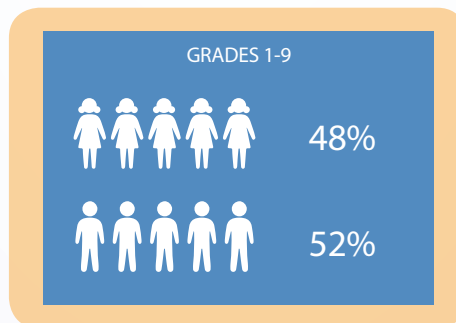
9.8 thousand children with special educational needs (SEN) were registered



94% of children with SEN are studying in regular schools


6% of children with SEN are studying in special schools

GIRLS-BOYS RATIO, IN 2019/20




THE GROSS ENROLMENT RATION, IN 2019/20

PRIMARY EDUCATION

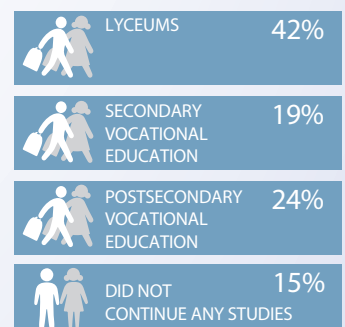


LOWER SECONDARY EDUCATION



CONTINUATION OF STUDIES, IN 2019/20

After graduating from gymnasium education



Relative indicators were calculated based on population with usual residence.