




Profile of Women Victims of Violence



Demographic characteristics of women victims of violence

Note: all the data refer to women's experience over their lifetime

Out of all women aged 15-65, over their lifetime, were subject to A FORM OF VIOLENCE

by the husband/intimate partner - 6 out of 10 women



by other persons - 5.9% women, in particular 7.4% of women from rural areas and 9.2% of young women (aged 15-24)

Source: NBS, "Violence against women in the family" Survey, 2011

Intimate partner violence

Women victims of at least ONE FORM OF VIOLENCE

Represent 6 out of 10 women:

- from urban areas (57%)
- of fertile age (25-44 years old) (60%)
- with higher education (58%)



Represent 7 out of 10 women:

- from rural areas (68%)
- adult women (aged 45-59) (70%)
- with gymnasium or specialized education (68%)



Women victims of PSYCHOLOGICAL VIOLENCE:

- Represent more than half of the country's women (59%)
- Felt controlled and socially isolated by husband/partner - 2 out of 3 young women aged 15-24 (69%)




Women victims of ECONOMIC VIOLENCE:

- Account for 1 in 10 women whose husband/partner took the money she earned or refused her to give enough money for household needs (11%)



Women victims of PHYSICAL VIOLENCE account for:


- 2 out of 5 women in the country
- 1 in 2 women in villages
- 1 in 3 young women aged 15-24
- 1 in 2 women who completed a gymnasium
- 4 out of 10 women in cohabitation



Women victims of SEXUAL VIOLENCE account for:

1 in 5 women:

- in the country
- adult (aged 35-59)
- with gymnasium and secondary specialized education
- in cohabitation



Source: NBS, "Violence against women in the family" Survey, 2011

Frequency, forms and consequences of violence against women

Note: all data refer to women's experience over their lifetime



Intimate partner violence



Out of women victims of PSYCHOLOGICAL VIOLENCE:

- 6 out of 10 experienced psychological violence many times



- 2 out of 5 were verbally aggressed or humiliated (37%)
- 1 in 2 were intimidated or threatened (55%)

Out of women victims of PHYSICAL VIOLENCE:

- 1 in 2 suffered physical violence by her husband/partner many times



At least once over lifetimes:

- 9 out of 10 were slapped (88%)
- 6 out of 10 were pushed or shoved (60%)
- 1 in 2 was punched with the fist or another object (50%)
- 1 in 4 was beaten, kicked or dragged off or hit (27%)

Out of women victims of SEXUAL VIOLENCE:

- 6 out of 10 experienced of multiple cases of sexual abuse from husband/partner



At least once over lifetimes:

- 8 out of 10 were forced to have sex (77%)
- 6 out of 10 were forced to have sex with degrading and humiliating elements (63%)
- 2 out of 10 had to make sex because of fear or constraint (24%)

Consequences of physical or sexual violence on health of women victims:

- Bruises or aches – for 3 out of 5 victims (58%)
- Eye injuries, sprains, dislocations of bones – for 1 in 5 victims (22%)



- Broken bones, internal injuries – for 1 in 10 victims
- Miscarriage – for 1 in 10 victims



Source: NBS, "Violence against women in the family" Survey, 2011

Behaviour and attitudes of women victims of violence

Note: all the data refer to women's experience over their lifetime

Intimate partner physical or sexual violence:

- Only 2 out of 3 women victims reported the experienced violence (66%)
- 1 in 3 women victims did not report the experienced violence (34%)



Acceptance by women victims of physical or sexual violence of the violent behaviour of husbands/partners

- 1 in 3 women-victims consider that the woman should obey man's opinion (32%)
- 2 out of 3 women-victims consider that the husband should feel himself the head of the family (70%)
- 1 in 3 women-victims consider that the woman may be abused physically if she is found to be unfaithful (35%)
- Over half women-victims consider that the woman should not argue with her husband (54%)
- 1 in 4 women-victims consider that the woman should ask permission to visit her relatives/friends (25%)