




Profile of Women living with HIV



Demographic characteristics of women living with HIV

Prevalence

- There are **142** HIV positive women to **100 thousand** female population
- 4** out of **10** persons registered with HIV+ are women aged 35 (on average)



41,2%

- Women with HIV+ live:



Source: Ministry of Health, Bio-behavioural survey among the groups with high risk of HIV infection, round 2012/13

- Fertility rate among women with HIV+ is **6.8%**, as compared to **4.1%** for the general population

Source: NBS based on the Ministry of Health data, 2014

Incidence

- 1** in **2** new cases of HIV+ are among women (**46%**)
- 3** out of **270** new cases of HIV+ identified among women refer to women in penitentiaries
- 4** more new cases of HIV+ are registered per **100 thousand** women in towns as compared to villages



17 cases



13 cases

- Out of **10** new HIV+ cases in women:



7 are young (aged 20-39) (**66%**)



3 are adults (aged 40 and over) (**28%**) or adolescents (aged up to 19) (**6%**)



Source: NBS based on Ministry of Health data, 2014



Ways of getting infected with HIV among women

In 2014, out of all the new cases of HIV+ among women, the ways of getting infected were:



90% through sexual contact
3% through injecting drugs
7% other

Source: Ministry of Health, Monitoring HIV Infection Control, 2014

Women infected with HIV+ as a result of unprotected sexual contact:

4 out of **10** – with occasional partner




6 out of **10** – with husband



Source: Soros Foundation Moldova, Social-economic survey among persons with HIV, 2012

Are likely to be infected with HIV:

1 in **9** female sex workers in Chisinau



1 in **5** female sex workers in Balti

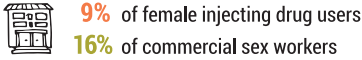


Source: Ministry of Health, Bio-behavioural survey among the groups with high risk of HIV infection, round 2012/13

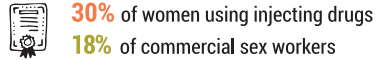
Education level and health condition of women with HIV

Education level of the HIV+ women

Low level of education have:



Secondary specialized education have:



Source: Ministry of Health, Bio-behavioural survey among the groups with high risk of HIV infection, round 2012/13

Health condition of women with HIV

Women with HIV+ suffer from:

Sexually transmitted infections
- 1 in 6 women



Tuberculosis
- 1 in 4 women



Viral hepatitis
- 1 in 2 women



Source: Soros Foundation Moldova, Social-economic survey among persons with HIV, 2012

6 out of 10 women with HIV+ benefit from free antiretroviral therapy (**63%**)




AIDS status is set for 1 in 4 women with HIV+, at the average age of 37 (**28%**)

Over half of women are diagnosed with HIV+ and with AIDS in the same year (**56%**)

Source: Dermatological Hospital of Communicable Diseases, 30.06.15

Source: NBS based on the Ministry of Health data (2014)

8 out of 10 women with HIV+ are knowledgeable about HIV



1 in 10 women with HIV+ does not know any symptom of the sexually transmitted infections



Source: Ministry of Health, Monitoring HIV Infection Control, 2014

Among the registered pregnant women were tested for HIV:

- 7 out of 10 poor women (lowest quintile) (**72%**)
- 9 out of 10 richer women (highest quintile) (**88%**)

Sursa: UNICEF, MICS, 2012

In 2014:

- 116 out babies of 133 women with HIV+ who have delivered received prophylactic treatment (**87%**)
- 3 HIV+ children were born per 170 women with HIV+



Source: Ministry of Health, Monitoring HIV Infection Control, 2014

Population attitudes towards persons with HIV

Of the total number of respondents:

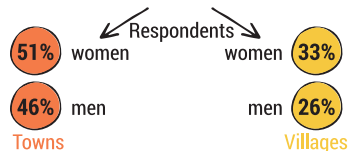
2/3 consider that kids with HIV+ should study in separate classes



41% Think that persons with HIV should not use public transportation means

79% Consider that persons with HIV should declare their status

A woman with HIV+ would be accepted as a school teacher by:



Source: Soros Foundation Moldova, Population perceptions regarding discrimination, 2011