


# Profile of Roma Women and Girls

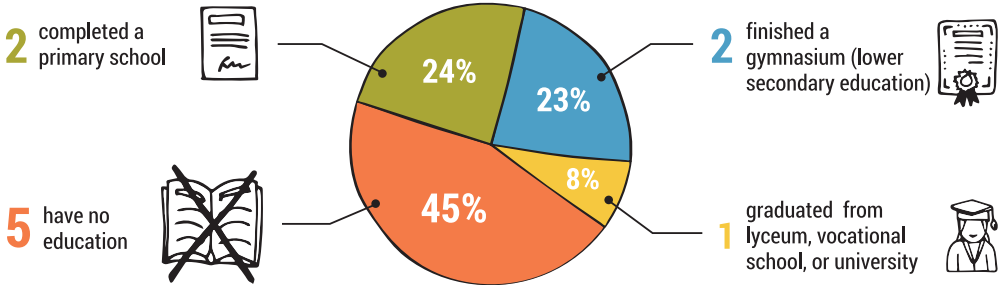


## Education level of Roma women and girls

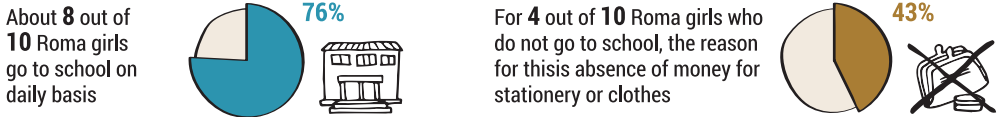


### Roma women


Out of 10 Roma women aged 16 and over



### Roma girls



Are enrolled in education (by levels):



## Health condition of Roma women

### Health issues among Roma women

- 1 in 4 suffers from pulmonary diseases



- 2 out of 5 have hypertension



- 1 in 6 has anxiety or chronic depression



- 1 in 5 had at least one miscarriage



- 4 out of 10 Roma women have health insurance policy (42%)

Over 1/3 of Roma women assess their health condition as bad or very bad



The high costs for health services and medicines, and the impossibility to cover such costs are the reasons for not visiting the doctor for 8 out of 10 Roma women



Source: UNDP, WB, EC, Regional Survey on Roma Population, 2011

## Employment of Roma women

1 in 4 Roma women aged 15-64 are economically active



Have work experience:

1 in 3 Roma women aged 15-64



1 in 9 Roma women aged 15-24



Are employed

- 1 out of 6 Roma women aged 15-64



- 1 in 8 young Roma women aged 15-24



- 8 out of 10 Roma women work in informal sector (without any contract and social security) (84%)

Out of Roma women aged 15-64

4% have ever attended a vocational training course for adults (or 1 in 25)



11% have computer skills (or 1 in 9)



Are unemployed

- 4 out of 10 Roma women aged 15-64



- 1 in 2 young women aged 15-24 (52%)

Source: UNDP, WB, EC, Regional Survey regarding Roma Population, 2011