

# Profile of Women from Rural Areas



## Demographic characteristics of women from rural areas

- Average age is 39 years old




- Average life expectancy is 74 years old



- 2 out of 10 women are aged 60 and over



- There are 70 elderly women to 100 women of working age (16-59 years old)



Source: NBS, population statistics, 2014

## Education level of women from rural areas

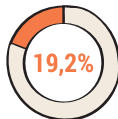
Less than **half** of women aged 15 and over have higher, secondary specialized or secondary vocational education (**46,4%**)



Source: NBS, Labour Force Survey, 2014

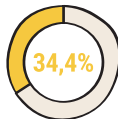
## Access of women from rural areas to health services

- About **1/5** of rural women assess their health condition as bad or very bad



- They suffer almost **2 times** more often than women in urban areas from chronic diseases, which need continuous treatment, as well as osteoarticular disorders, nervous system diseases, tumours

- Over **1/3** of rural women refused visiting the family doctor

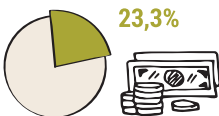


- On average, they make **3.4** visits to the doctor on annual basis

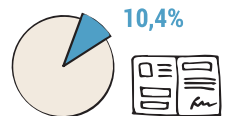


Among the reasons for giving up doctor's consultations were

Insufficiency of financial means – for **1 in 4** women



Lack of health insurance policy - for **1 in 10** women



Source: NBS, Household Budget Survey (2014) and Module on Health Protection (2012)



## ➤ Poverty among women from rural areas ◀

The most affected by poverty in rural areas are

⦿ Elderly women (aged 65 and over)



⦿ Women without primary education



⦿ Women of fertile age (aged 25-44)



⦿ Women with primary and gymnasium education



⦿ Women whose main source of income is pension



⦿ Women as own-account workers in agriculture sector



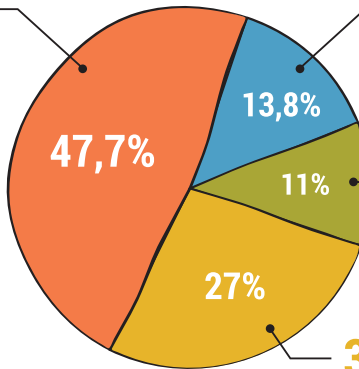
Source: NBS, Household Budget Survey, 2014



## ➤ Employment of women from rural areas ◀

Out of 10 employed women:

5 work in agriculture



1 works in trade and services



1 works in industry and other activities



3 work in public administration, education, health, etc.



6 work as employees for a remuneration



4 work on their own account or as unpaid family workers



Out of 10 employed women

Source: NBS, Labour Force Survey, 2014