




Copiii în contact cu legea

Delincvența juvenilă

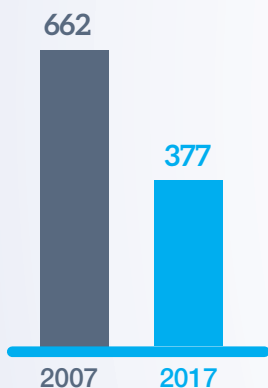


Numărul total al copiilor care au comis infracțiuni în anul 2017 a constituit **1384 copii**

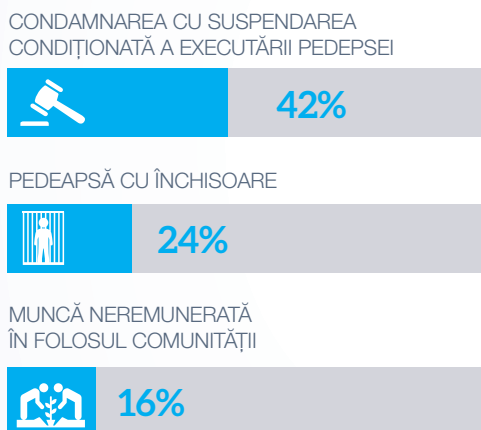


Copii condamnați

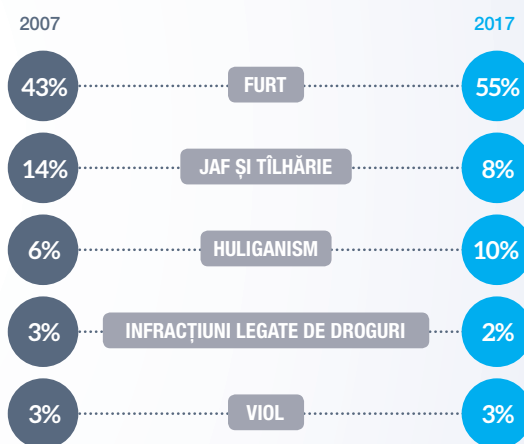
Numărul copiilor condamnați s-a redus de două ori



TIPURI DE SANȚIUNI APLICATE COPIILOR ÎN 2017



REPARTIZAREA COPIILOR CONDAMNAȚI DUPĂ TIPUL INFRAȚIUNII



Infracțiuni comise împotriva copiilor

Numărul infracțiunilor comise împotriva copiilor a crescut de la **1319** în 2012 la **1401** în 2017.



41% din infracțiuni au fost comise împotriva băieților, **59%** – împotriva fetelor



Accidente rutiere

În 2017 au suferit 349 copii sau

aproape cîte un copil în fiecare zi

NUMĂRUL COPIILOR CARE AU SUFERIT ÎN URMA ACCIDENTELOR RUTIERE



În decursul perioadei 2012-2017 în total au suferit **2736 copii**, inclusiv 133 au decedat, iar 2603 – au suferit leziuni corporale.





Children in contact with law



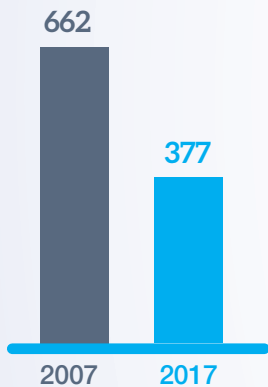
Juvenile delinquency

The total number of children who committed offences in 2017 constituted **1348 children**

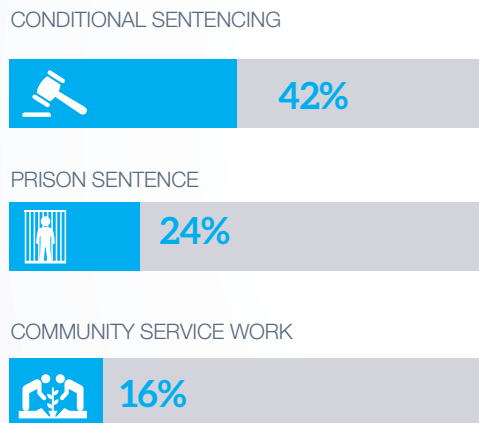


Sentenced children

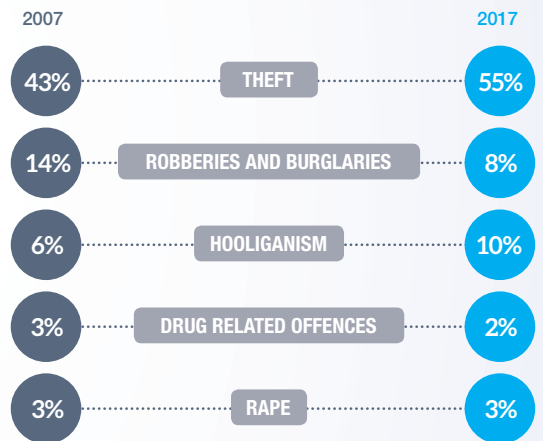
Number of convicted children decreased **twice**.



KEY PUNISHMENT MEASURES IN 2017



DISTRIBUTION OF CONVICTED CHILDREN, BY TYPE OF OFFENCES



Crimes committed against children

The number of crimes committed against children increased from **1319** in 2012 to **1401** in 2017.



41% of crimes are committed against boys, **59%** against girls



Road accidents

In 2017 suffered 349 children or **almost one child every day**

NUMBER OF CHILDREN WHO SUFFERED IN ROAD ACCIDENT



During 2012-2017 a total of **2736 children** have suffered, including 133 died and 2603 were injured.